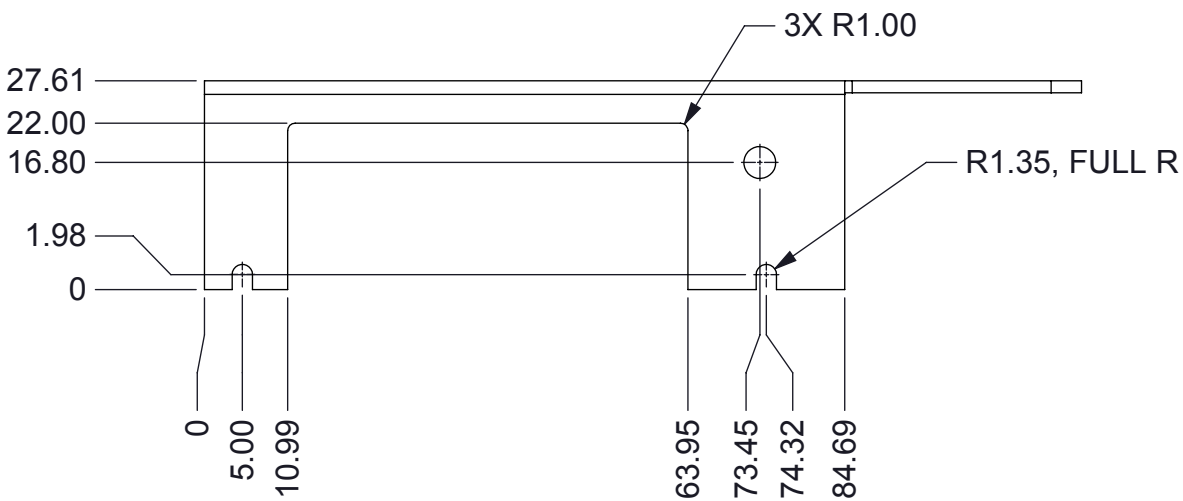
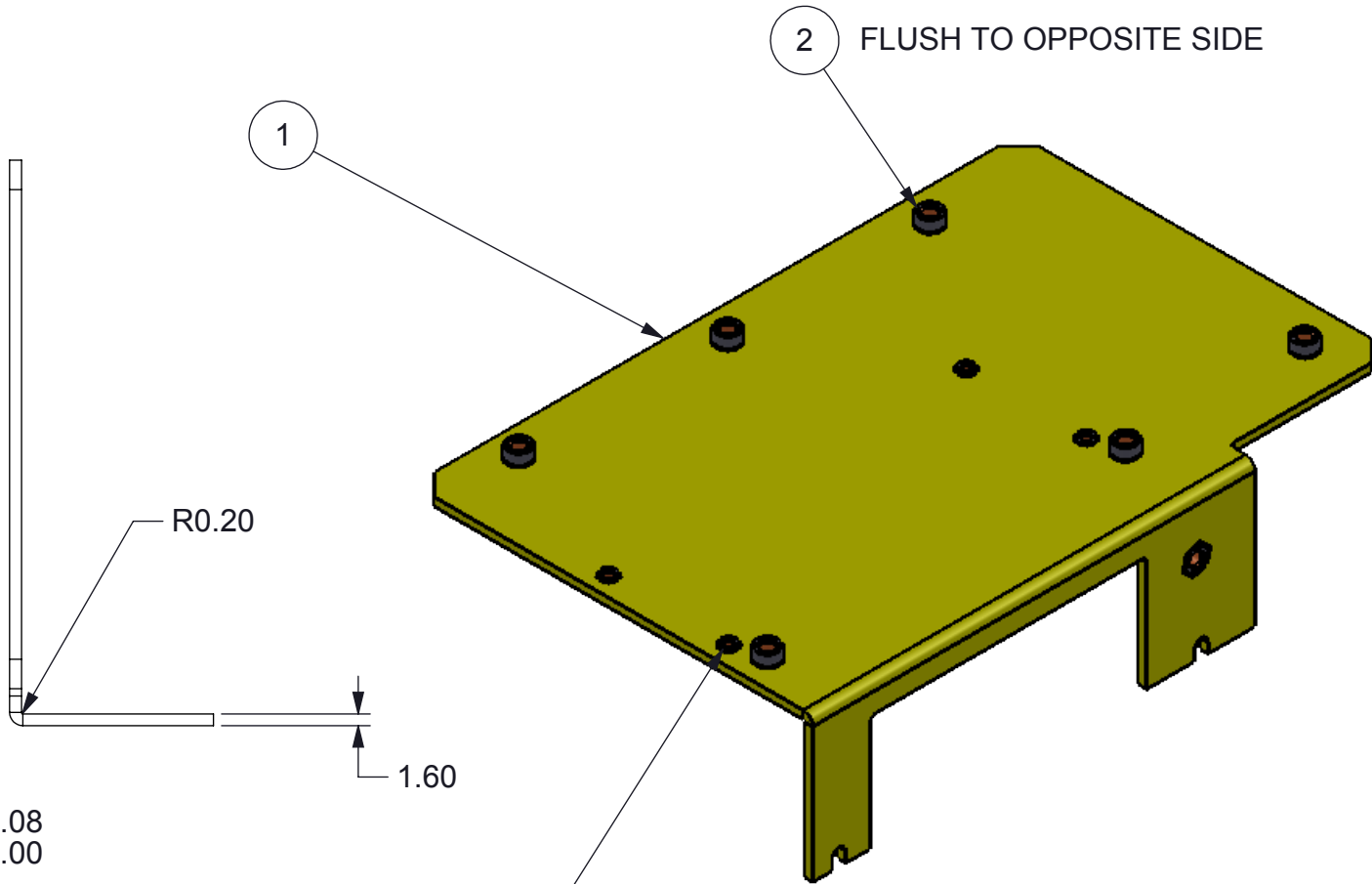
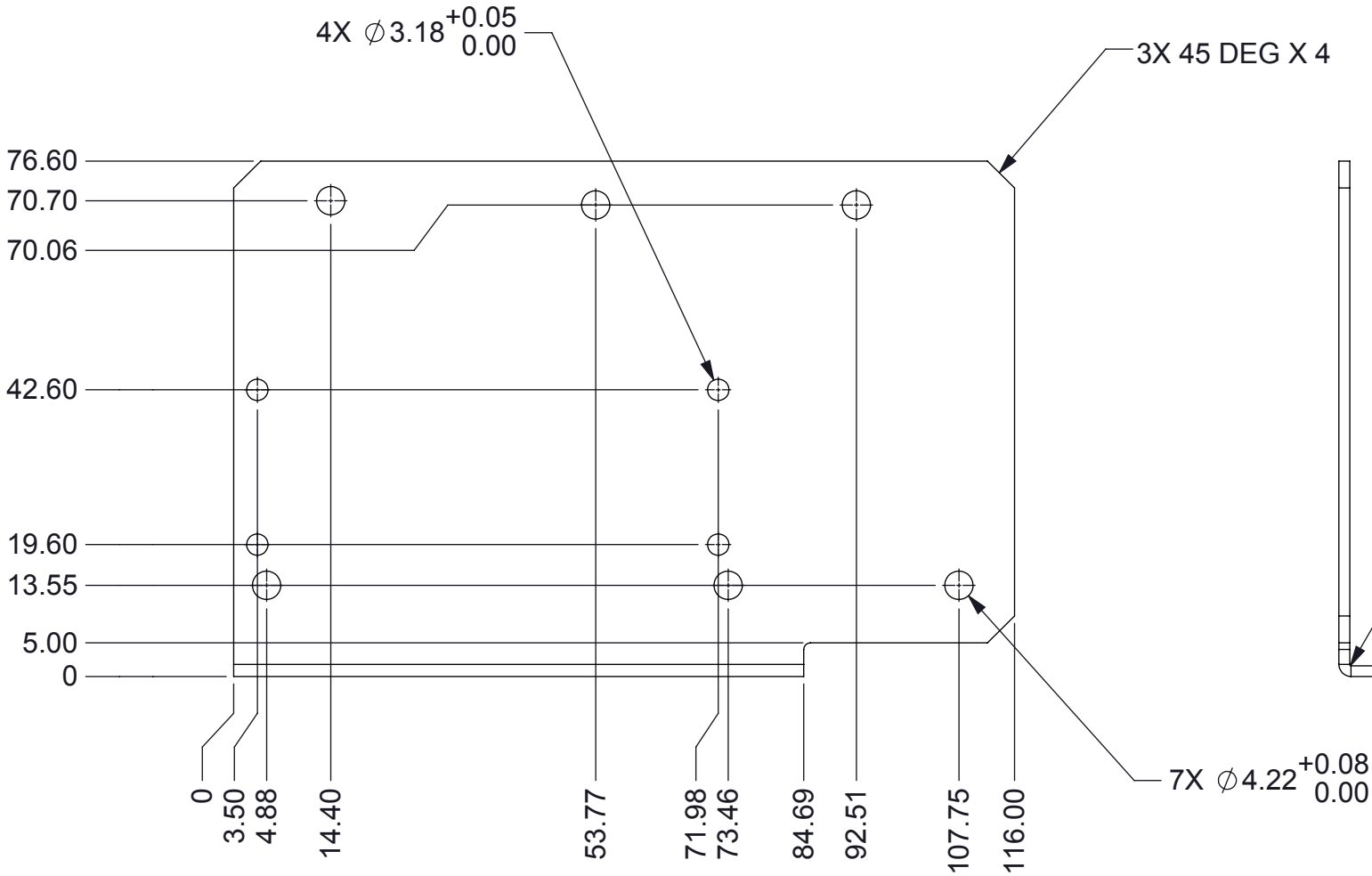


NOTES: UNLESS OTHERWISE SPECIFIED:

1. MATERIAL: .063" THICK ALUMINUM
2. BLACK ANODIZE ENTIRE PART

© COPYRIGHT 2016 TEXAS INSTRUMENTS
UNPUBLISHED, ALL RIGHTS RESERVED

DWG NO 3010-EVM-G2-MAIN-BOARD-MOUNT		SHEET 1	1
REVISIONS			
REV	DESCRIPTION	DATE	BY
A	INITIAL RELEASE	12-05-2016	SS



ITEM NO.	PART NUMBER	DESCRIPTION	QTY.
1	3010-EVM-G2-MAIN-BOARD-MOUNT	3010 EVM PCB MOUNT	1
2	SO4-M3-4	M3 X 4MM LONG THREADED INSERT (PENN ENGINEERING)	7
3	MS04-M2-2	M2 X 2MM LONG THREADED STANDOFF (PENN ENGINEERING)	4

UNLESS OTHERWISE SPECIFIED

- DIMENSIONS ARE IN MILLIMETERS
- TOLERANCES: ANGLES $\pm 1^\circ$
2 PLACE DECIMALS ± 0.25
1 PLACE DECIMALS ± 0.50
- DIMENSIONAL LIMITS APPLY BEFORE PROCESSES
- INTERPRET DIMENSIONS IN ACCORDANCE WITH ASME Y14.5M-1994
- REMOVE ALL BURRS AND SHARP EDGES
- PARENTHETICAL INFO FOR REF ONLY

DWN
STEVE SMITH
Engr

DATE
12/5/2016

CQE/QA

CM

Apprvd



3010 EVM PCB MOUNT

SIZE B	DWG NO 3010-EVM-G2-MAIN-BOARD-MOUNT	REV A
SCALE 1:1		SHEET 1 OF 1