


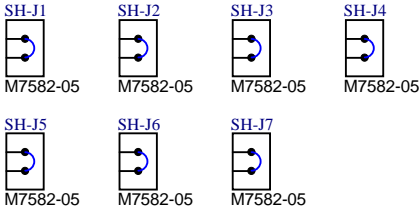
PCB  
LOGO  
Texas Instruments

PCB  
LOGO  
FCC disclaimer

PCB  
LOGO  
Pb-Free Symbol

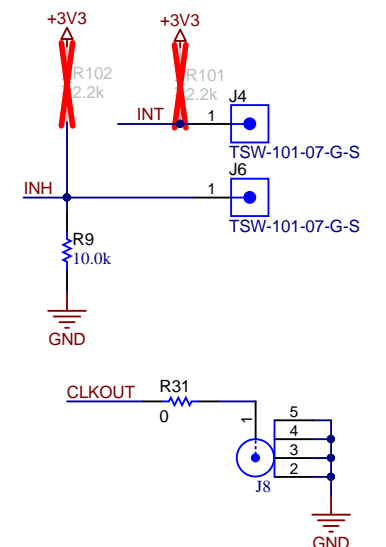
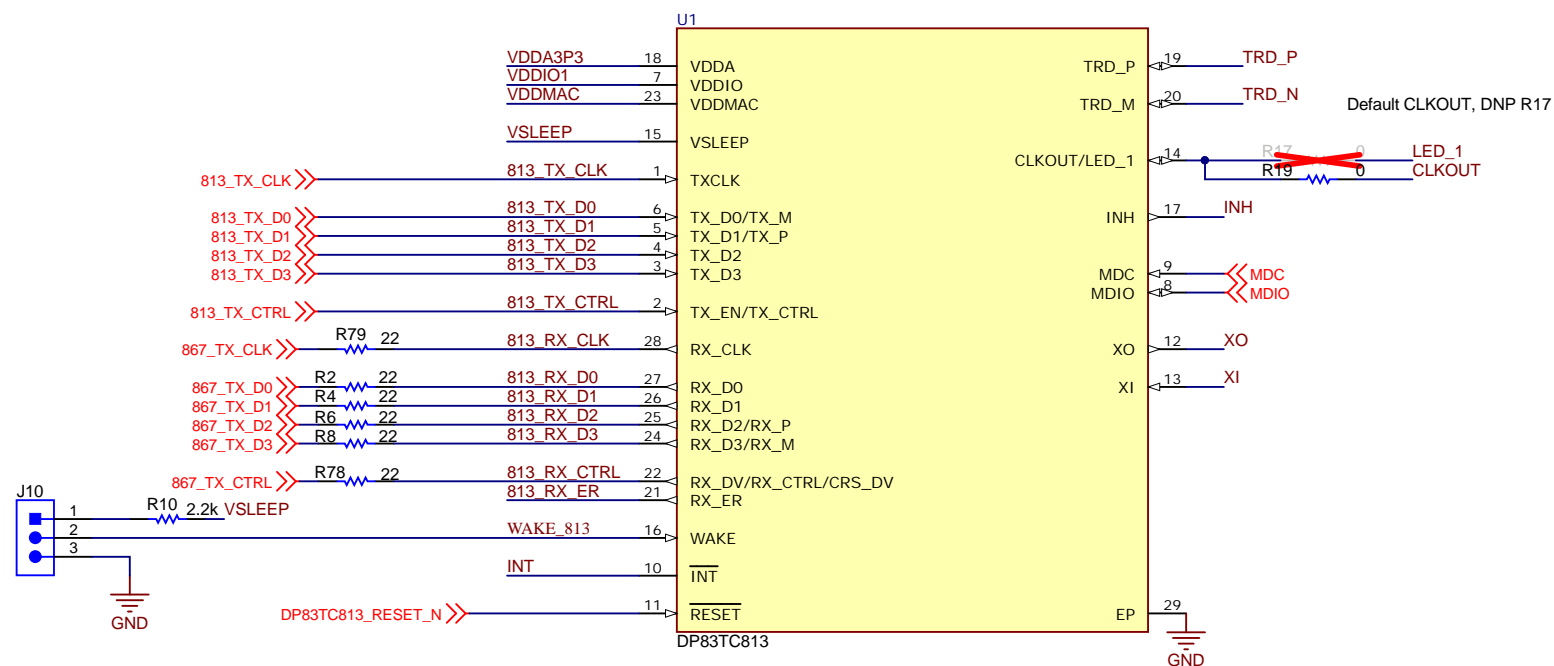
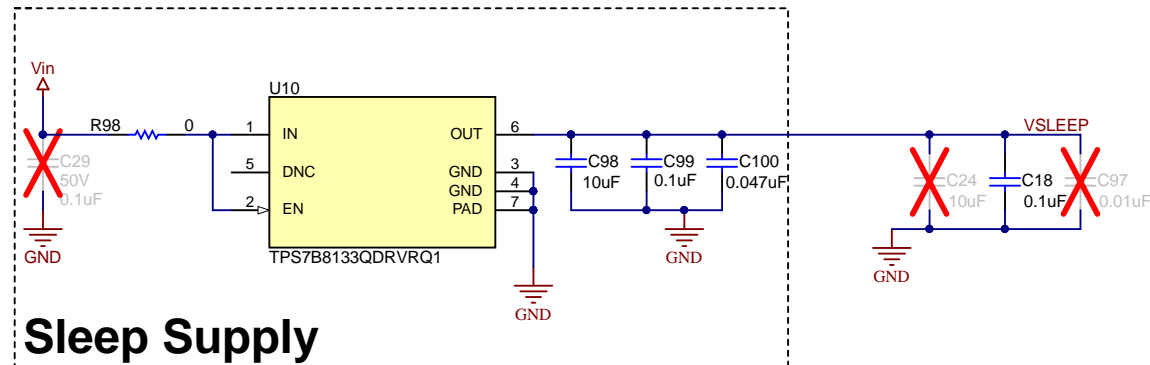
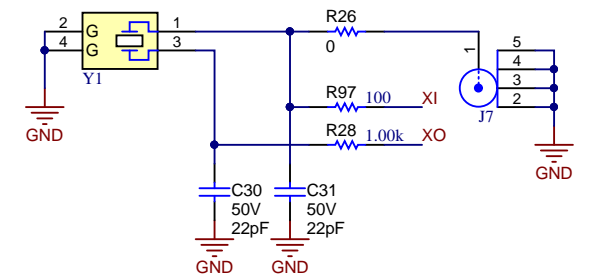
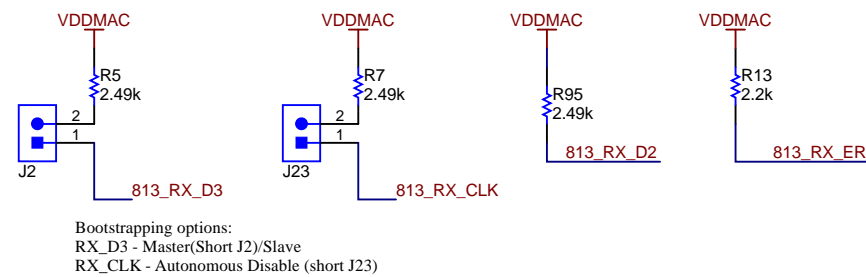
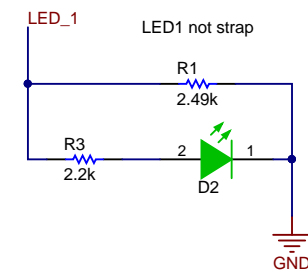
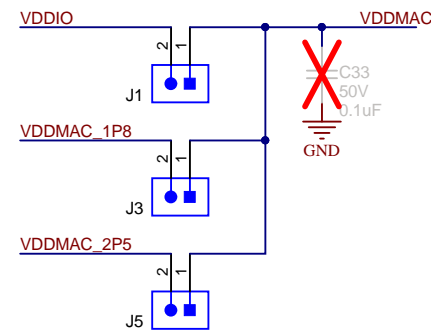
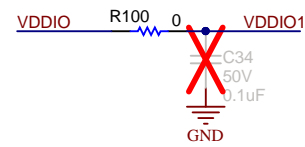
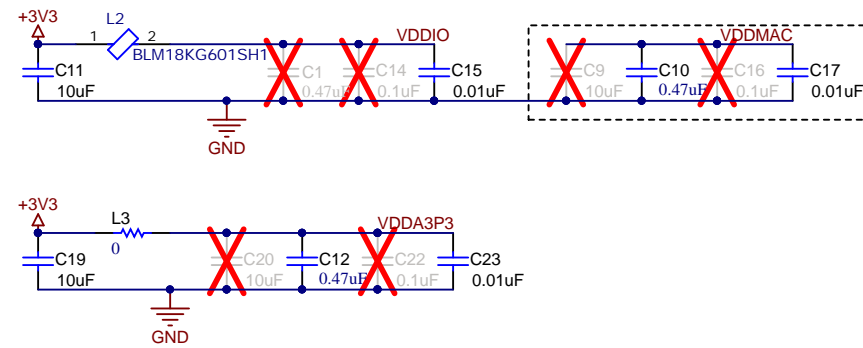


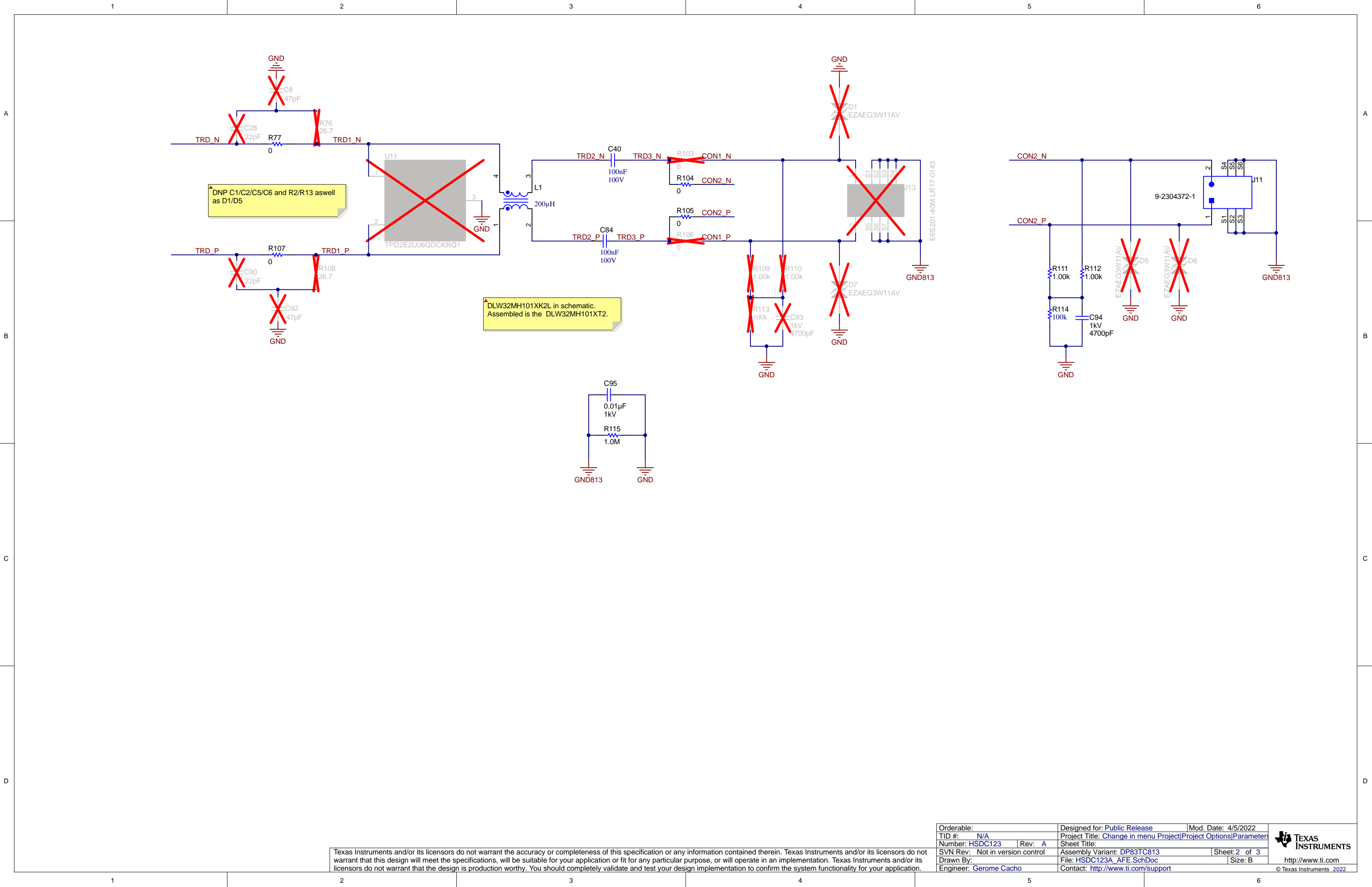
Variant/Label Table	
Variant	Label Text
001	Mediaconverter
002	Added SMA Connectors
003	Changes in uC wiring
004	Change some packages to 0402 add some blocking capacitors
005	Change the RJ45 connector
006	Change MCU wiring Pin 11, 18 , 50
006	Change MCU, MDIO wiring



Orderable:		Designed for: <a href="#">Public Release</a>	Mod. Date: <a href="#">1/18/2022</a>
TID #:	<a href="#">N/A</a>	Project Title: <a href="#">Change in menu Project</a> <a href="#">Project Options</a> <a href="#">Parameters</a>	
Number:	<a href="#">HSDC123</a>	Rev:	<a href="#">A</a>
SVN Rev: <a href="#">Not in version control</a>		Assembly Variant: <a href="#">DP83TC813</a>	Sheet: <a href="#">1</a> of <a href="#">5</a>
Drawn By:		File: <a href="#">HSDC123A_CoverSheet.SchDoc</a>	Size: <a href="#">B</a>
Engineer: <a href="#">Gerome Cacho</a>		Contact: <a href="#">http://www.ti.com/support</a>	

Texas Instruments and/or its licensors do not warrant the accuracy or completeness of this specification or any information contained therein. Texas Instruments and/or its licensors do not warrant that this design will meet the specifications, will be suitable for your application or fit for any particular purpose, or will operate in an implementation. Texas Instruments and/or its licensors do not warrant that the design is production worthy. You should completely validate and test your design implementation to confirm the system functionality for your application.



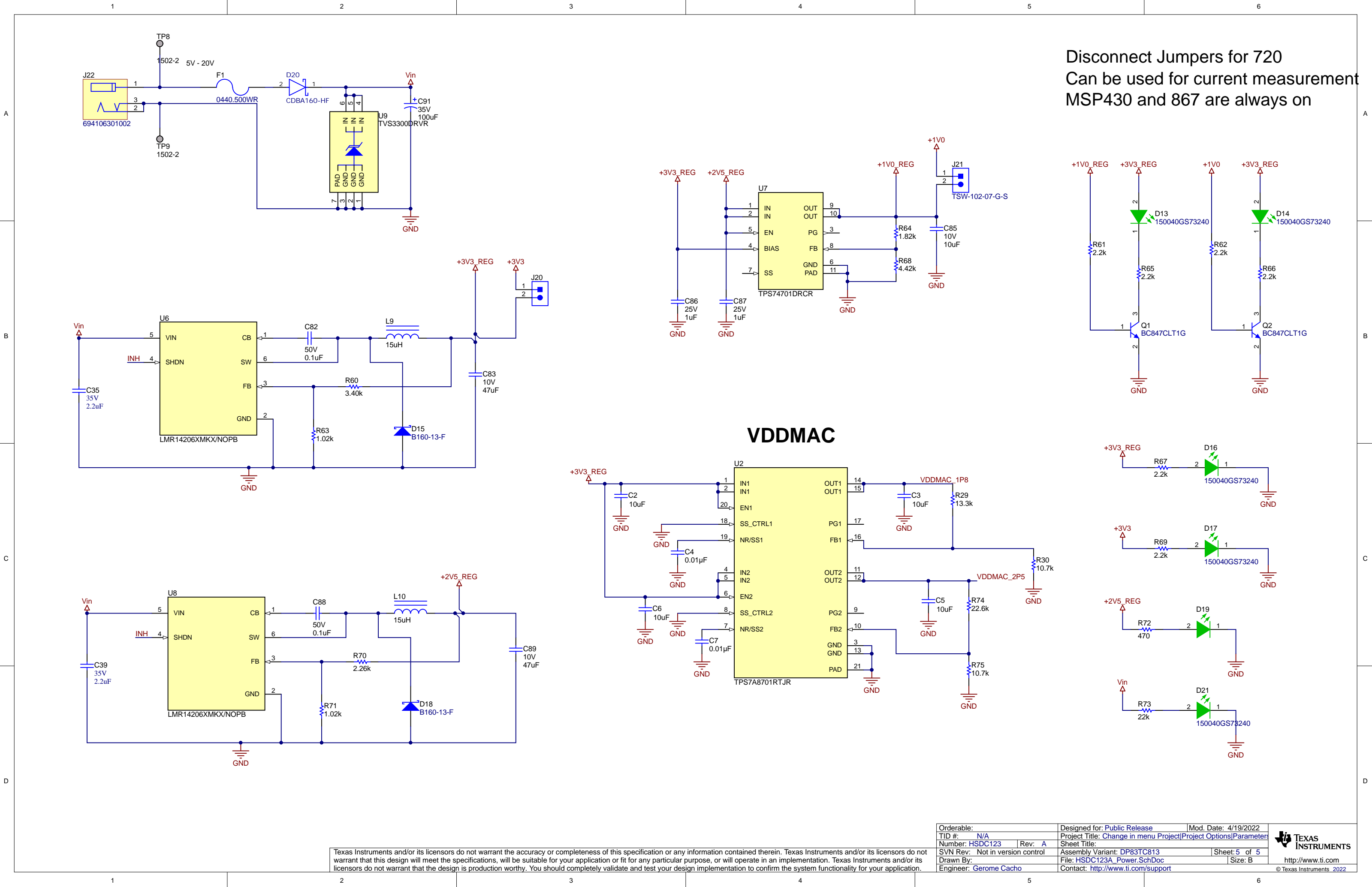


Texas Instruments and/or its licensors do not warrant the accuracy or completeness of this specification or any information contained therein. Texas Instruments and/or its licensors do not warrant that this design will meet the specifications, will be suitable for your application or fit for any particular purpose, or will operate in an implementation. Texas Instruments and/or its licensors do not warrant that the design is production worthy. You should completely validate and test your design implementation to confirm the system functionality for your application.

Orderable:	Designed for: Public Release	Mod. Date: 4/5/2022
TID #: N/A	Project Title: Change in menu Project Project Options Parameters	
Number: HSDC123	Rev: A	Sheet Title:
SVN Rev: Not in version control	Assembly Variant: DP83TC813	Sheet: 2 of 3
Drawn By:	File: HSDC123A_AFE.SchDoc	Size: B
Engineer: Gerome Cacho	Contact: <a href="http://www.ti.com/support">http://www.ti.com/support</a>	







Disconnect Jumpers for 720  
Can be used for current measurement  
MSP430 and 867 are always on

VDDMAC

Texas Instruments and/or its licensors do not warrant the accuracy or completeness of this specification or any information contained therein. Texas Instruments and/or its licensors do not warrant that this design will meet the specifications, will be suitable for your application or fit for any particular purpose, or will operate in an implementation. Texas Instruments and/or its licensors do not warrant that the design is production worthy. You should completely validate and test your design implementation to confirm the system functionality for your application.

Orderable:	Designed for: Public Release	Mod. Date: 4/19/2022
TID #: N/A	Project Title: Change in menu Project	Project Options
Number: HSDC123	Rev: A	Sheet Title:
SVN Rev: Not in version control	Assembly Variant: DP83TC813	Sheet: 5 of 5
Drawn By:	File: HSDC123A_Power.SchDoc	Size: B
Engineer: Gerome Cacho	Contact: <a href="http://www.ti.com/support">http://www.ti.com/support</a>	