

ADC12D1X00 Reference Board

REFERENCE DESIGN

SPECIAL NOTES

These schematics reflect the current state of product development. This design had NOT yet been fully tested at the time these schematics were generated.

Since this product is in development, the user of this document is strongly advised to check for the latest revision.

National Semiconductor reserves the right to make changes to this product.


ALL parts labeled "NA" are NOT ASSEMBLED.


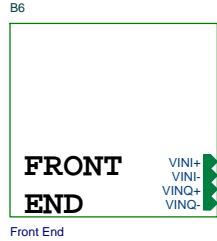
- Print Instructions:
- To create a readable printout, we recommend to use A3 or 11x17" paper size.
 - When printing from this PDF file, make sure to check the "Shrink to fit" box.

CONFIDENTIAL

THIS DOCUMENT CONTAINS INFORMATION PROPRIETARY TO NATIONAL SEMICONDUCTOR CORPORATION. USE OR DISCLOSURE WITHOUT WRITTEN PERMISSION IS EXPRESSLY FORBIDDEN. COPYRIGHT 2007.

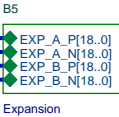
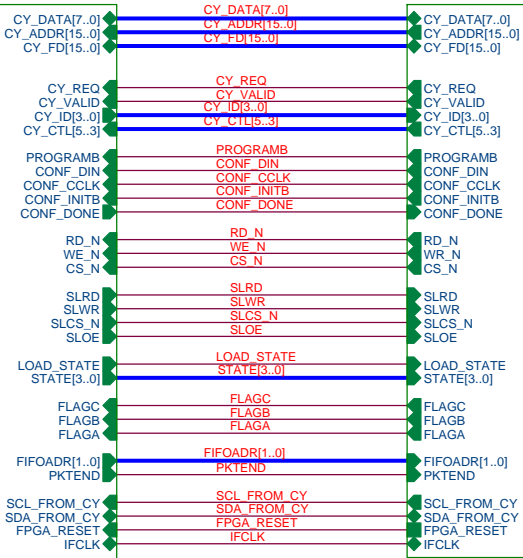
PRELIMINARY

 <div>NATIONAL SEMICONDUCTOR CORPORATION Digital Conversion Division Salem Design Center One Stiles Road Salem, NH 03079 Tel: 1-603 896 8800 Fax: 1-603 896 7085</div>	
PROJECT NAME: ADC12D1X00RB	PAGE TITLE Title Page
DESIGNED: _____ DATE: _____	
DRAWN: _____ DATE: _____	
CHECKED: _____ DATE: _____	
THIS DOCUMENT CONTAINS INFORMATION PROPRIETARY TO NATIONAL SEMICONDUCTOR CORPORATION. USE OR DISCLOSURE WITHOUT WRITTEN PERMISSION IS EXPRESSLY FORBIDDEN. COPYRIGHT 2007.	SCHEMATIC REV: 0.93
LAST MODIFIED: Wednesday, October 20, 2010 DOC #: _____	Sheet 1 OF 12



Virtex-4

Virtex-4



Expansion


Cypress uC

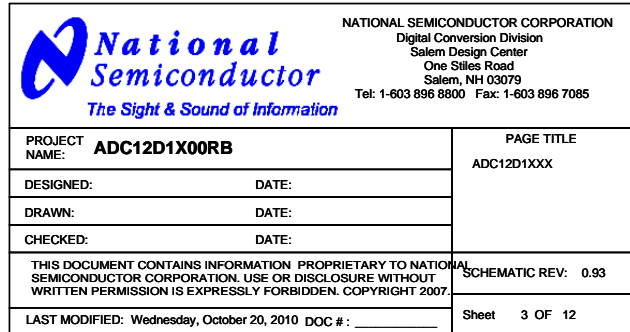
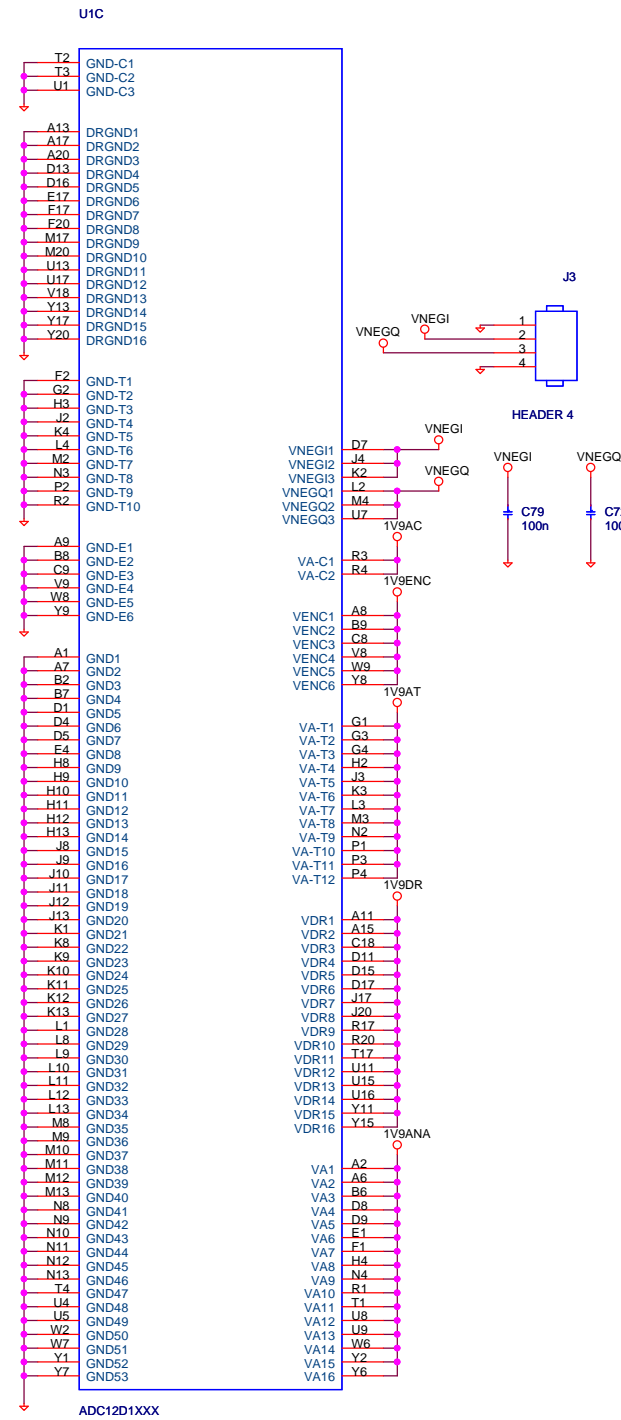
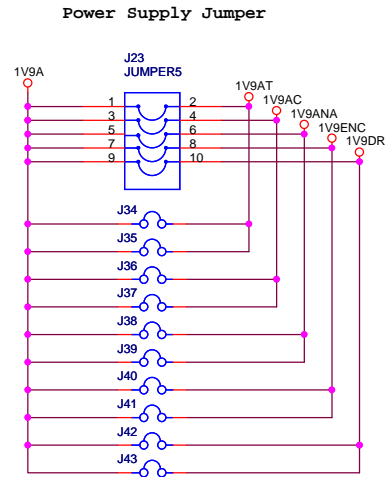
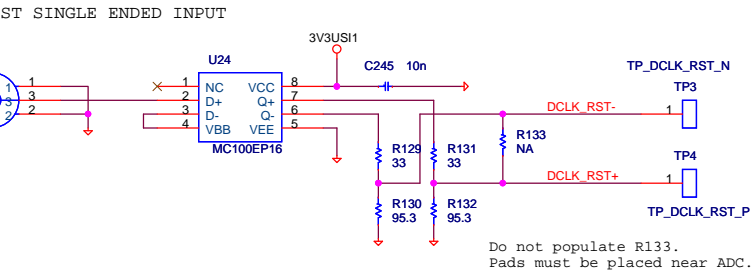
Cypress uC

USB_PWR

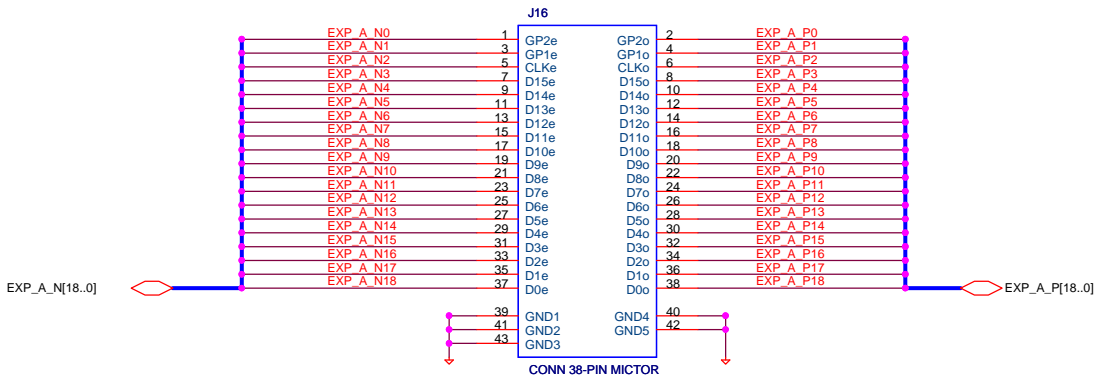
USB_PWR



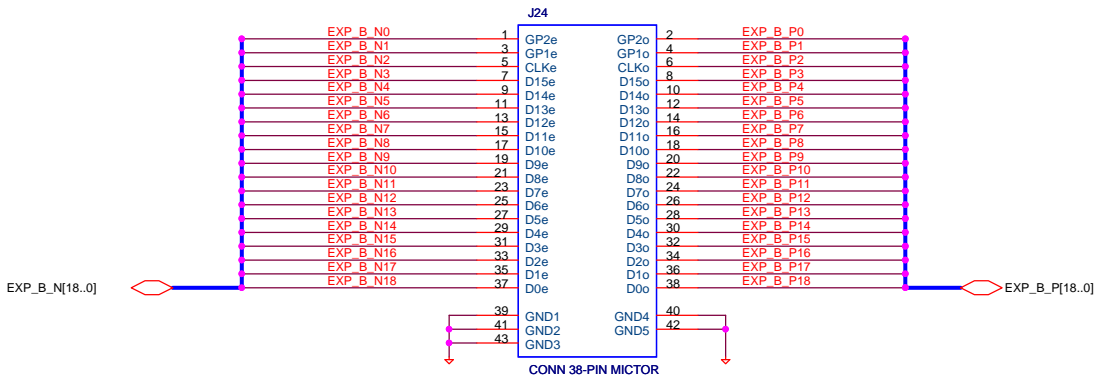
 <p>NATIONAL SEMICONDUCTOR CORPORATION Digital Conversion Division Salem Design Center One Stiles Road Salem, NH 03079 Tel: 1-603 896 8800 Fax: 1-603 896 7085</p>	
PROJECT NAME: ADC12D1x00RB	PAGE TITLE Top Block
DESIGNED: _____ DATE: _____	
DRAWN: _____ DATE: _____	
CHECKED: _____ DATE: _____	
THIS DOCUMENT CONTAINS INFORMATION PROPRIETARY TO NATIONAL SEMICONDUCTOR CORPORATION. USE OR DISCLOSURE WITHOUT WRITTEN PERMISSION IS EXPRESSLY FORBIDDEN. COPYRIGHT 2007.	
LAST MODIFIED: Wednesday, October 20, 2010 DOC #: _____	
Schematic REV: 0.93 Sheet 2 OF 12	

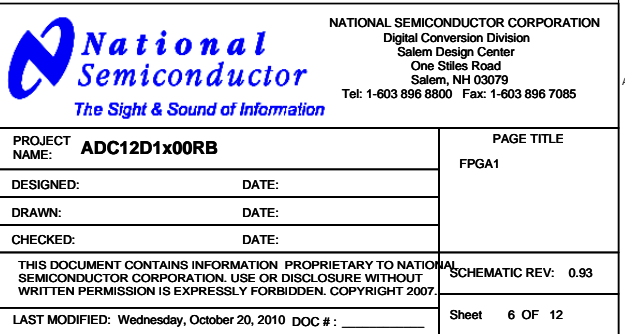


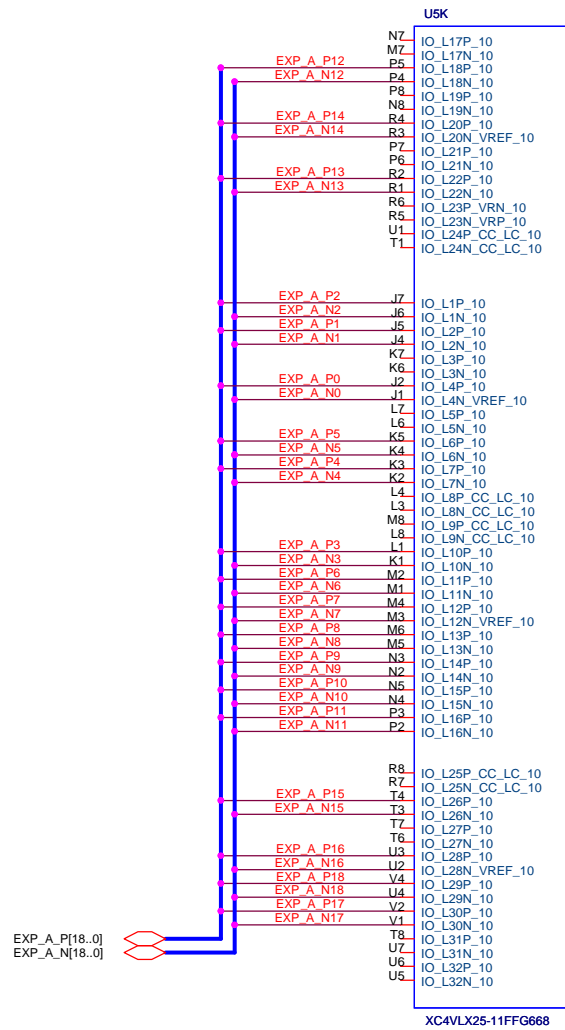
LOGIC ANALYZER HEADER



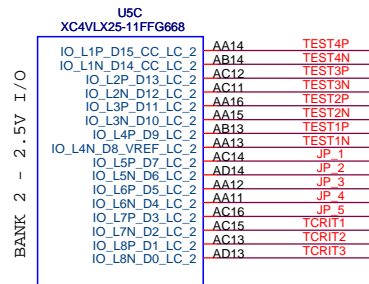
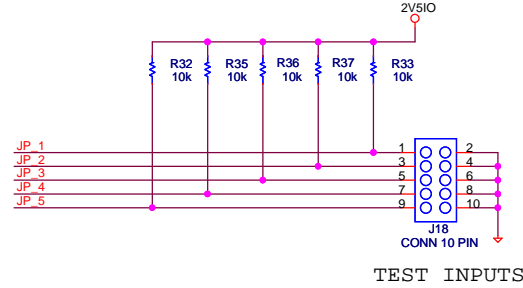
LOGIC ANALYZER HEADER





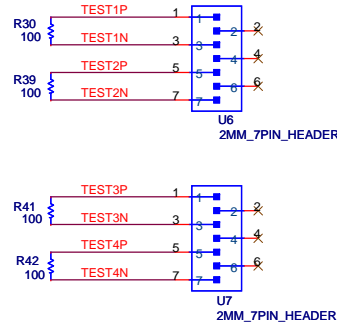


BANK 10 - 2.5V I/O

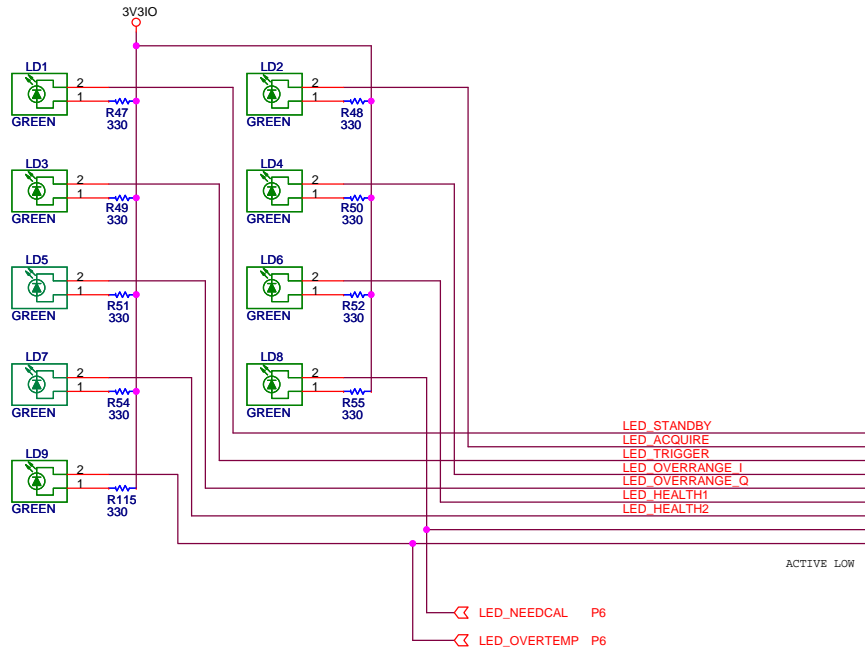
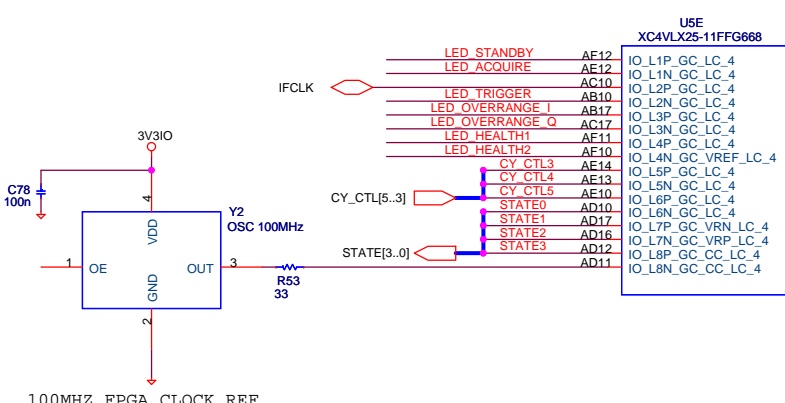
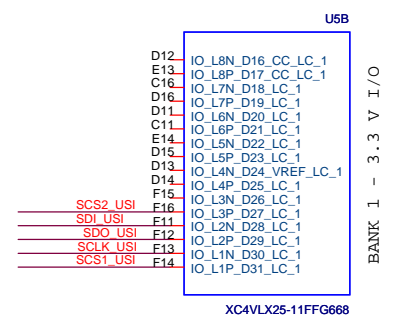
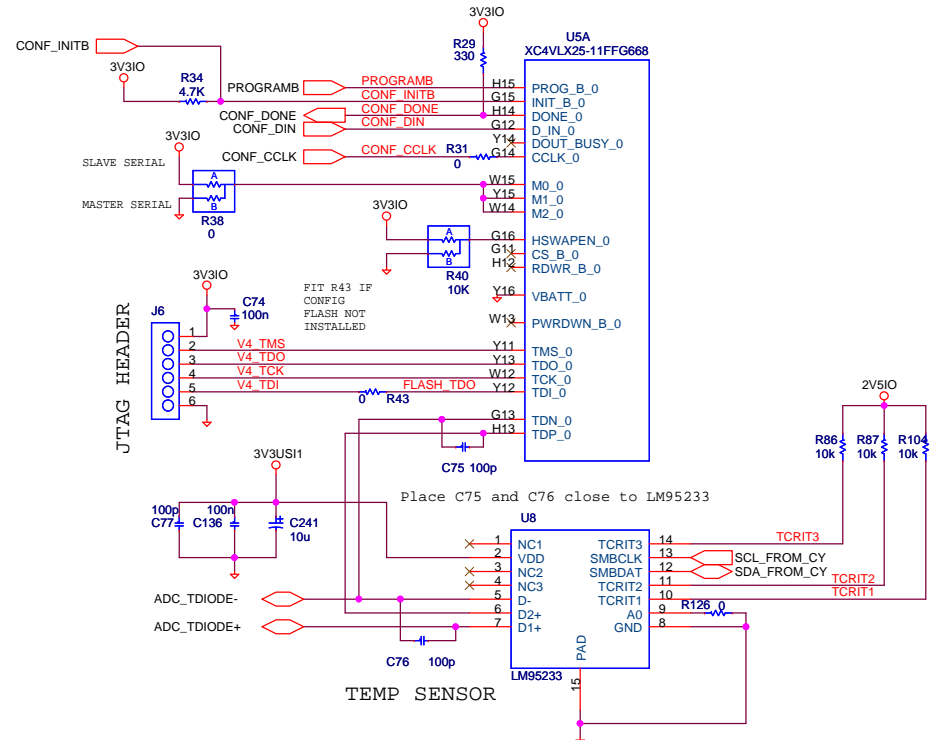
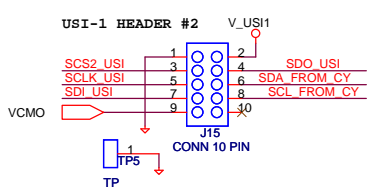
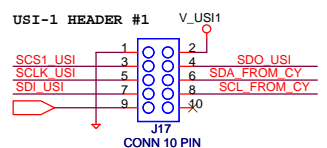
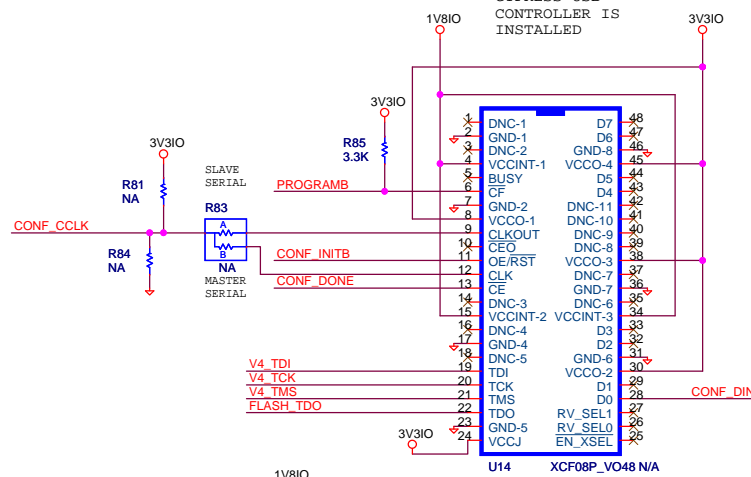


BANK 2 - 2.5V I/O

TEST HEADERS



DO NOT FIT V4
CONFIG FLASH IF
CYPRESS USB
CONTROLLER IS
INSTALLED

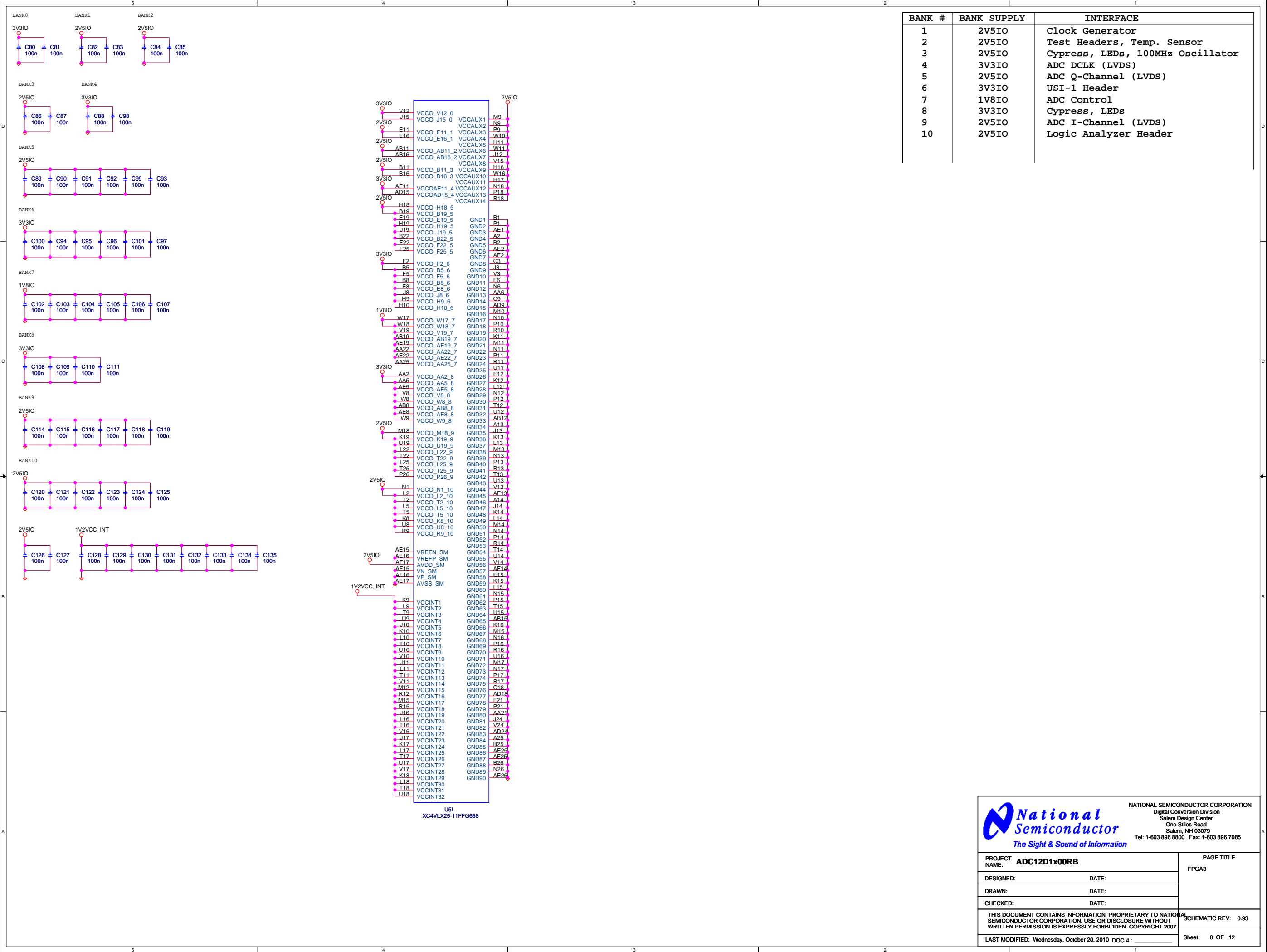


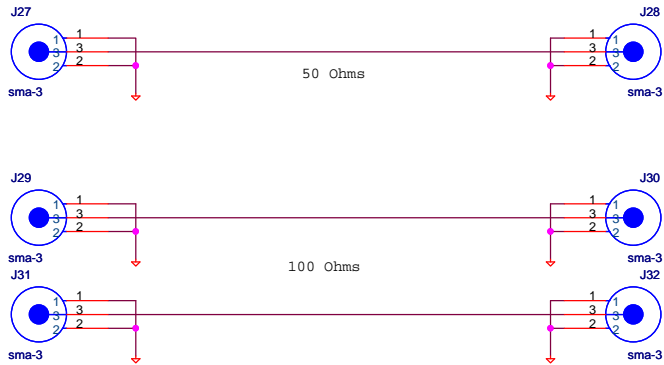
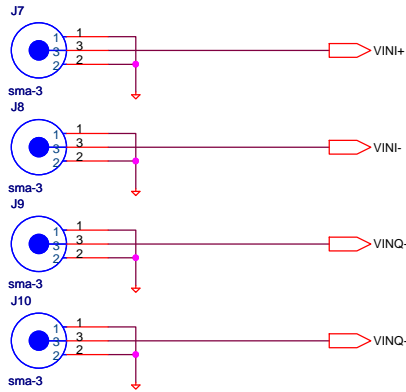
National Semiconductor
The Sight & Sound of Information

NATIONAL SEMICONDUCTOR CORPORATION
Digital Conversion Division
Salem Design Center
One Stiles Road
Salem, NH 03079
Tel: 1-603 896 8800 Fax: 1-603 896 7085


PROJECT NAME: ADC12D1x00RB	PAGE TITLE: FPGA2
DESIGNED: _____	DATE: _____
DRAWN: _____	DATE: _____
CHECKED: _____	DATE: _____
THIS DOCUMENT CONTAINS INFORMATION PROPRIETARY TO NATIONAL SEMICONDUCTOR CORPORATION. USE OR DISCLOSURE WITHOUT WRITTEN PERMISSION IS EXPRESSLY FORBIDDEN. COPYRIGHT 2007.	
LAST MODIFIED: Wednesday, October 20, 2010 DOC #: _____	

Schematic Rev: 0.93
Sheet 7 OF 12





Impedance test connectors



NATIONAL SEMICONDUCTOR CORPORATION
Digital Conversion Division
Salem Design Center
One Stiles Road
Salem, NH 03079
Tel: 1-603 896 8800 Fax: 1-603 896 7085

PROJECT NAME: ADC12D1x00RB		PAGE TITLE Front End
DESIGNED:	DATE:	
DRAWN:	DATE:	
CHECKED:	DATE:	
THIS DOCUMENT CONTAINS INFORMATION PROPRIETARY TO NATIONAL SEMICONDUCTOR CORPORATION. USE OR DISCLOSURE WITHOUT WRITTEN PERMISSION IS EXPRESSLY FORBIDDEN. COPYRIGHT 2007.		SCHEMATIC REV: 0.93
LAST MODIFIED: Wednesday, October 20, 2010 DOC #: _____		Sheet 9 OF 12

