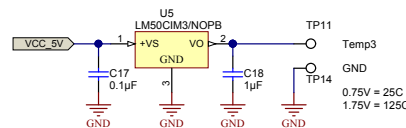
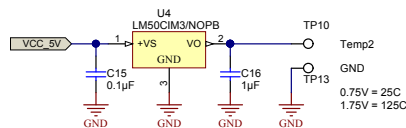
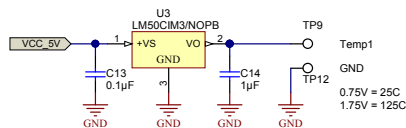
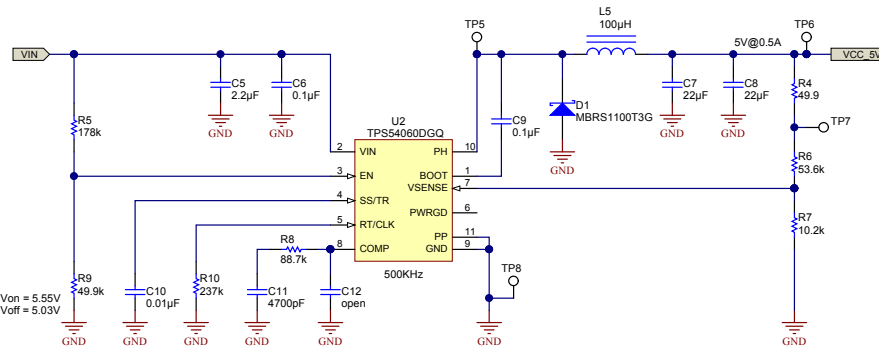


NOTES:
1) REVB changes C45, C47, R38 and adds C100 to PWB.

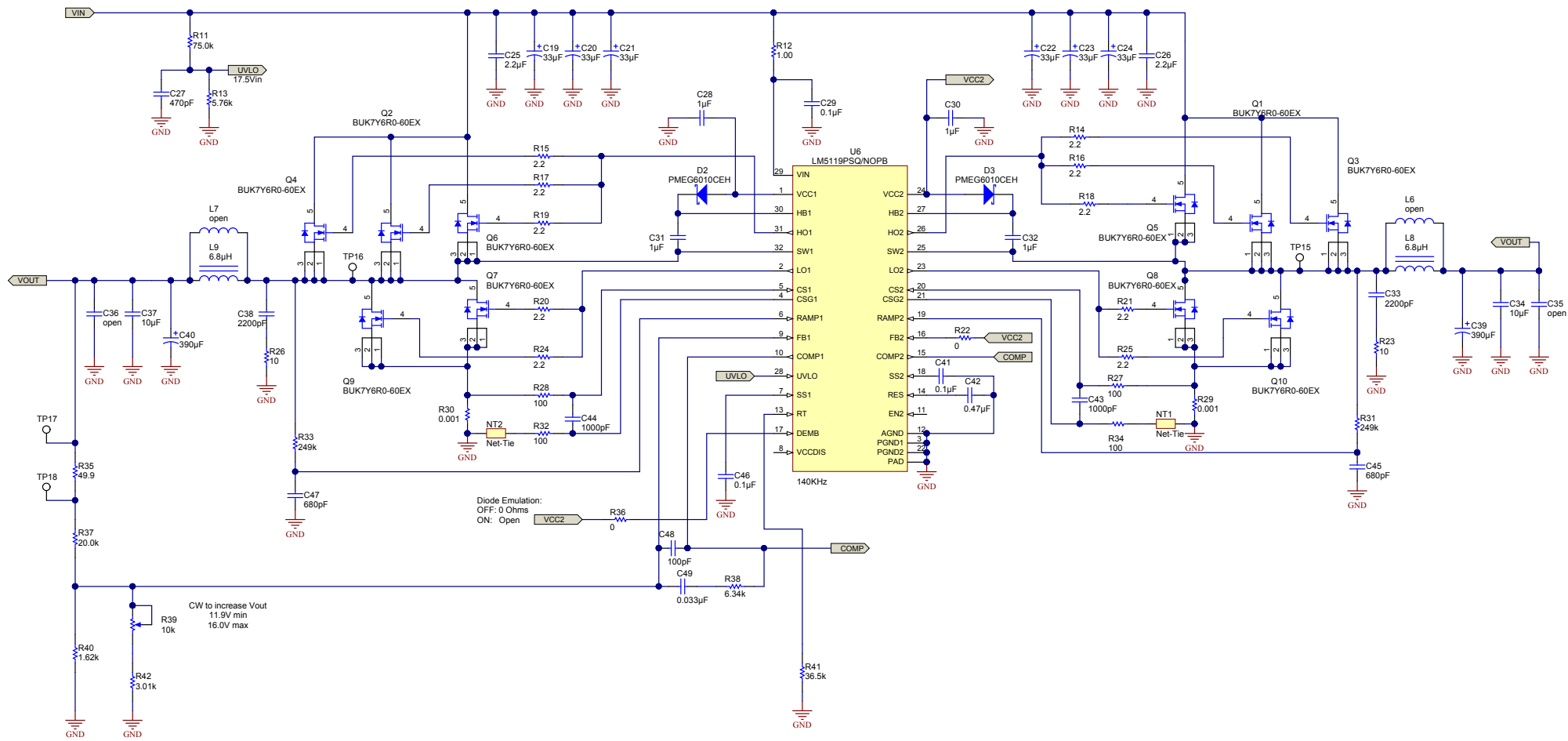


PCB
LOGO
Texas Instruments

Texas Instruments and/or its licensors do not warrant the accuracy or completeness of this specification or any information contained therein. Texas Instruments and/or its licensors do not warrant that this design will meet the specifications, will be suitable for your application or fit for any particular purpose, or will operate in an implementation. Texas Instruments and/or its licensors do not warrant that the design is production worthy. You should completely validate and test your design implementation to confirm the system functionality for your application.

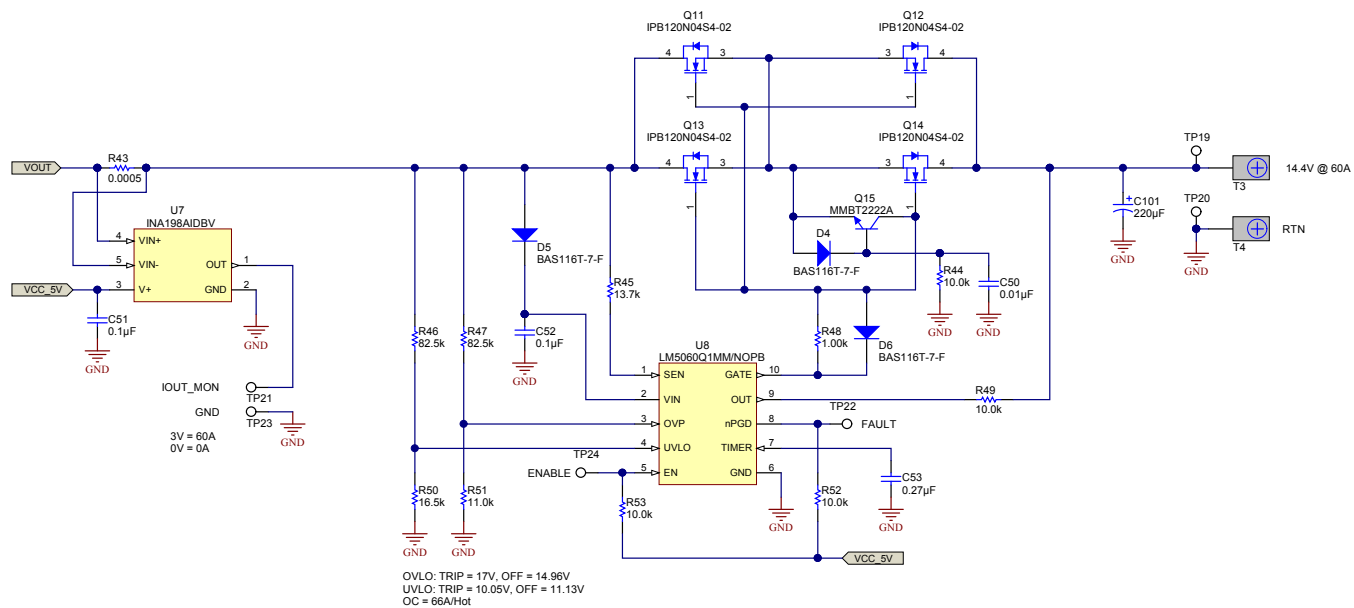
Designed for: Public Release		Mod. Date: 9/28/2015	
Project Title: LM5119 4-Phase sync buck			
Sheet Title:			
Number: PMP10260	Rev: B	Assembly Variant: 001	Sheet: 1 of 3
SVN Rev: Version control disabled		File: PMP10260 REVB SH1.SchDoc	Size: B
Drawn By:		Contact: http://www.ti.com/support	http://www.ti.com © Texas Instruments 2014
Engineer: J Betten			





Texas Instruments and/or its licensors do not warrant the accuracy or completeness of this specification or any information contained therein. Texas Instruments and/or its licensors do not warrant that this design will meet the specifications, will be suitable for your application or fit for any particular purpose, or will operate in an implementation. Texas Instruments and/or its licensors do not warrant that the design is production worthy. You should completely validate and test your design implementation to confirm the system functionality for your application.

Designed for: Public Release		Mod. Date: 9/4/2014	
Project Title: LM5119 4-Phase sync buck		Sheet Title:	
Number: PMP10260	Rev: B	Assembly Variant: 001	Sheet: 2 of 3
SVN Rev: Version control disabled		File: PMP10260 REV B SH2 SchDoc	Size: B
Drawn By:		Contact: http://www.ti.com/support	
Engineer: J Betten			



Texas Instruments and/or its licensors do not warrant the accuracy or completeness of this specification or any information contained therein. Texas Instruments and/or its licensors do not warrant that this design will meet the specifications, will be suitable for your application or fit for any particular purpose, or will operate in an implementation. Texas Instruments and/or its licensors do not warrant that the design is production worthy. You should completely validate and test your design implementation to confirm the system functionality for your application.

Designed for: Public Release		Mod. Date: 9/5/2014	
Project Title: LM5119 4-Phase sync buck		Sheet Title:	
Number: PMP10260	Rev: B	Assembly Variant: 001	Sheet: 3 of 3
SVN Rev: Version control disabled		File: PMP10260 REV B SH3.SchDoc	Size: B
Drawn By:		Contact: http://www.ti.com/support	
Engineer: J Betten			